



TMC LearnPLAY

Products to delight and engage the curious mind



Table of Contents

Background, About Us + Philosophy	4-29	Architectural Elements	
PLAY Tables		Mobiles.....	158-165
PLAY Tables.....	30-41	Appliques.....	166-179
Octagon Table.....	42-43	Murals.....	180-196
PLAY Structures		Furniture	
Potting Shed.....	46-53	Animal World Table.....	200-201
Birdhouse.....	54-55	Alphabet Table.....	202-203
Sailboat.....	56-57	Whiteboard Table.....	204-205
Tractor + Hay Wagon.....	58-59	Farm Table.....	206-207
The Automobile.....	60-61	Workbench.....	208-209
The Magical Dragon.....	62-63	Work Crate.....	210-211
Kitchens.....	64-81	Little Book Truck.....	212-213
Puppet Stages.....	82-87	Seating, Tables, Cubbies.....	214-223
9 Bin Unit.....	88-89	Fairfield Parent + Child Carrel.....	224
Learning Corners		Family Workstation.....	225
Learning Corner - Tree.....	92-93	PLAY Cart.....	225
Learning Corner - Lighthouse.....	94-95	Learning Panels	
Learning Corner - Farmstead	96-97	Background.....	226-235
Learning Corner Accessories	98-99	Collections	236-247
Learning Corners - Modified.....	100-101	<i>Nature•Storytelling•Shapes+Colors•Mathematical Literacy</i>	
LearnPLAY Products		<i>Transportation•Where Do You Live?•Agriculture+</i>	
Discovery Box.....	104-111	<i>Gardening•For the wee ones•Hinged Door Style-Sensory+</i>	
Window Box.....	112-113	<i>The Naturalist•Learning Panel Cart• Mounting Panels</i>	
Learning Desk.....	114-123	Storage Cart	248
Growth Charts.....	124-125	TMC LearnPLAY Early Learning Spaces/Case Studies	
Seed Box.....	126-127	North East Branch Library.....	252-255
Fishing Tackle Box Set.....	128-129	Billie Jean Public Library.....	256-257
Workbench.....	130-133	Pioneer Library System.....	258-259
Learning Ped.....	134-135	Indian Creek Branch Library.....	260-261
Sensory		Montclair Community Library.....	262-265
Sensory Logs.....	136-137	North Royalton Branch Library.....	266-267
Sensory Mirror.....	138-139	Oxford Lane Library.....	268-269
Duplo® Board w/trough.....	140	Haymarket Gainesville Community Library	270-271
Magnetic Board.....	141	Brook Park Branch Library.....	272-273
Trees			
Canopy Tree.....	144-145		
Grove Tree Bench.....	146-147		
Arbor Tree Ottoman.....	148-149		
Freestanding Trees.....	150-155		



Background

“As a mother, artist and educator I have always been passionate about the curiosity and creative spirit in children. Cultivating and nourishing those qualities is important, something we all innately like to do. To me, curiosity and imagination is one of the most important aspects of life. There are many different ways to promote and nurture a child’s inquisitiveness and their unquenchable desire to learn. One is simply PLAY. It’s a cardboard box that has been transformed into an imaginary house, or perhaps it’s a log in the forest. My daughter and I spent many hours on a large fallen tree in our back woods. One day she would pretend it was a ship and we’d sail away to many places. Another day it was a place for tea with our dogs and so on.

We started TMCKids out of our house. Our daughter, in many ways, was a major inspiration to us, offering up opinions and ideas on the products we were developing. As our company grew, our staff’s children would join in conjuring stick and grass soups, building forts in the woods, and chasing butterflies with abandon. All of these experiences as parents, genuinely loving children and marveling at their free and creative spirit, helped shape this line we call LearnPLAY. Literacy, is a critical part of learning and cultivating curiosity. Reading to gain knowledge, to inquire, to answer questions or to simply be transported with words. Storytelling, wonderment, contemplation, expression, looking at things creatively and inquisitively is all part of a world that is rich and full of discovery. We developed our LearnPLAY products and spaces to delight and promote expression, curiosity and discovery that ultimately helps shape the desire and longing to learn more! The potential to be a life-long learner begins when a baby is first born. The parent or caregiver is the best person to begin this exciting and fulfilling journey with their child. We hope you enjoy TMCKids LearnPLAY products. Designed by parents and artists with much thought to the content and purpose.

Thanks to Dr. Susan B. Neuman for her Early Literacy expertise, and Dorothy Stolz and Marisa Connor all for their passion and support along the way. With Gratitude: Tracy Strobel, Rebecca Smith, Morgan Miller, Rachel Wright, Susan Jones and Robert Miller,

—Sherri and Blake Ratcliffe

Background

**We are artists, designers,
educators, woodworkers
and engineers.**

Made in Michigan

About Us

We are a dedicated group of artists, woodworkers and engineers who are passionate about making products that are strong in design and craft. From backgrounds in the fine arts—painting—illustration writing—to theater design and education, our team is an eclectic mix of talent and passion. We are loyal to the basic tenants of good design which starts where pencil meets paper in a sketchbook. We value quality craftsmanship and innovation. Our factory is located in Grand Rapids and includes second and third generation woodworkers. Creativity, curiosity and imagination is constant. We see life-long learning as a way of being. We have a deep respect for nurturing this in children. Nature is a huge inspiration.

We are members of USGBC and BIFMA.


BIFMA



Background

Our products are created to delight and nurture the curious mind. We are passionate about creating dynamic early learning spaces that invite play, spark imagination and spur children towards wonder with a Reggio-Emilia and Montessori mindset. Children love exploring their world with a full sensory approach. Providing experiences that engage the senses is integral to our products and spaces.

We are artists. Our roots in fine arts training offer an imaginative approach to early learning products and spaces. We strive to design products that are smart, creative and relevant to a child's world.



Background



A nurturing parent or caregiver is the best teacher for promoting early learning and literacy.

Talking to your child, asking questions is so important in a child's development.

Nurturing curiosity and the love of learning.

A close, emotional bond with a parent or caregiver in a child's early years, helps a child grow both emotionally and physically, which in turn provides a stable and open foundation for a child's learning. Parents and caregivers are the best first teachers in a baby's life to begin that journey of curiosity, expression and learning.

Libraries today are community resources. Many libraries are teaching parents and caregivers the best methods to engage with their child in meaningful play that encourages early literacy. Parent involvement in learn/play before a child begins school, has been shown to lead to higher rate of success during their school years.

Parents and caregivers are the best first teachers.

Background



A child walking into a library is presented with endless learning opportunities. He or she can flip through a picture book about the planets, consult a history book on early America, or study the glossy pages of a book about underwater sea creatures. These are traditional purposes for which the library was created, but as they adapt to the changing needs of their communities, libraries are faced with the task of engaging children with topics and activities that go beyond the standard story-time. Libraries today are teaching parents and caregivers how to engage with their child to best encourage early literacy. “Extensive research strongly indicates that parent-child interactions greatly enhance a child’s pre-literacy skills.”¹

The First 5 Years

A child’s brain development during the first five years is profound. Research shows that a child’s early literacy skills begin developing at birth. Daily interaction with a baby or young child that encourages talking, reading, playing and singing is enormously important.

PLA/ALA and ALSC’s* Every Child Ready to Read parent education initiative, encourages parents to incorporate five practices of early literacy with their child: **talking, singing, reading, writing and playing.** It also suggests that the public library is a perfect place to offer such assistance in this important developmental area. The library provides a safe, clean, nurturing and inquisitive environment, where discovery, play, problem-solving, conceptual inquiry and motor skills can all be expressed. We designed and developed TMC LearnPLAY products with these attributes.

Schools, Healthcare, Facilities, Museums and More

Early Learning doesn’t have to be just for school or library settings. The LearnPLAY products belong in any setting that wants to invite inquiry and wonderment.

¹*Nurturing Knowledge* Neuman and Roskos (2007)

*Public Library Association, American Library Association and Association for Library Service for Children

Background

Dr. Susan B. Neuman on Comprehension

“Perhaps the true path to literacy is not procedural skills that stand out in the crowd, but the knowledge of content and concept that underlie its foundation. In this case, our efforts would be to get children to think, grapple with ideas, to experience the ‘ah-ah,’ the ‘flow’ that comes when we achieve something meaningful against resistance. In this scenario, knowledge is the headline star with conventional literacy skills, the supporting cast members.”

Lessons for My Mother: Reflections on the National Early Literacy Panel Report



According to Harvard University's Center on the Developing Child, "In the first few years of life, more than 1 million new neural connections are formed every second....through the interaction of genes and a baby's environment and experiences, especially "serve and return" interaction with adult....These are the connections that build brain architecture – the foundation upon which all later learning, behavior, and health depend."

Center on the Developing Child
Harvard University

Background

“We need to expose children to language-rich and content-rich settings that help them acquire the broad array of knowledge, skill and dispositions that build a foundation for literacy and content learning. The early years are just too precious to get it wrong.”

—Dr. Susan B. Neuman

Lessons for My Mother: Reflections on the National Early Literacy Panel Report

How do you spark curiosity? Blur the lines between spaces and imagination.

Background



Nature+future stewards

TMC LearnPLAY products are innately expressive. We work in wood for its warm, tactile quality. Holding a paddle from our Discovery Box or a wood peg on our Learning Panels offers a connection to something organic and natural. Sitting under one of our trees, provides a sense of richness and atmosphere. Wood is timeless and has a presence that we feel is important to life.

We believe in non-electronic pedagogy. You will not find screens for swiping or computer technology in our product offerings. We feel technology diminishes the present and human connection.



Background

Study published by JAMA Pediatrics:

How Does Type of Toy Affect Quantity, Quality of Language in the Infant Playtime?

The study concluded that electronic toys diminish the quality of conversation between a child and parent. The study revealed the dialogue was much richer when a child and parent were reading books or playing with traditional toys.



Every Child Ready to Read [ECRR]

5 Early Literacy Practices

talking
singing
reading
writing
playing



We incorporate ECRR, Montessori, Reggio Emilia principles

Background

We believe children are the true makers of play!

Why PLAY?

- promotes creativity
- promotes exploring new things
- promotes cooperation with others
- provides the opportunity to develop strength in character, self-confidence and curiosity
- provides the opportunity to be expressive



Background



Children getting their sailboat packed and ready for their exciting and imaginative voyage.

Another aspect of our LearnPLAY line is to encourage children to PLAY, with peers or by themselves. Creating products or a space where children play solo helps to build character and expression.

Whether on a boat or tractor, children can imagine sailing high seas or plowing through cornfields. Sometimes a child's growth stems from having space to imagine and play with other children. This is also important. When a child has to find and create their own fun, all sorts of imaginative ideas come into play. Studies suggest this also allows children to develop what has been coined "grit and perseverance."

In his book **How Children Succeed: Grit, Curiosity and the Hidden Power of Character**, Paul Tough, states a growing number of educators, psychologists, economists and neuroscientists are questioning old assumptions like if "success" should be measured by IQ tests and "cognitive skill" and if the only way to reach "success" is to begin as early as possible in the child's life a routine of heavy practice and drill. He mentions that these researchers — among whom are Noble laureate **James Heckman and Geoffrey Canada of the Harlem Children's Zone**— are finding perhaps, "what matters most in a child's development, is not how much information we can stuff into her brain in the first few years of life. What matters, instead, is whether we are able to help her develop a different set of qualities, a list which includes persistence, self-control, curiosity, conscientiousness, grit and self-confidence. Economists refer to these as non-cognitive skills, psychologists call them personality traits, and the rest often think of them as character".

The act of PLAYING creates an environment for that exact growth. So when we design a sailboat, we think about how two can sit on the bench seat and sail away, navigating the imaginary voyage of story with shared engagement. Shared cooperation with the rudder; shared narrative as they talk about pirates they may meet along the way. Or in the Kitchen where they make a meal together. Allowing the space for kids to simply PLAY together and imagine, can help in developing their character. To face adversity and setbacks on their own is important too for a child's development. .

Background

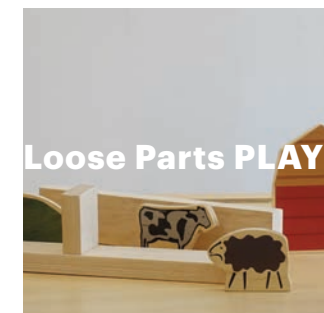
We design and build for the library market, and have since the start of the company in 1998.
We build for longevity, both structurally and aesthetically.

As part of our company's principles, we believe in creating products with long life-cycles, which in turn, helps this amazing planet we live on.



PLAY Tables

Our PLAY Tables don't just offer classic play options of blocks and trains. We also open up a world of imagination further with open-ended PLAY using our neighborhood map and plain tops.



PLAY Tables:
Invite Play
Spark Imagination
Develop Building &
Motor Skills

Our PLAY Tables are built for the most rugged and contemplative PLAY.

The PLAY Table Collection



PLAY TABLE - SMALL

For small spaces. Interchangeable tops Duplo®, Train, Map and a plain panel for block building and loose parts play. Locking panel storage underneath.

Dimension: 33.5" L x 33.5" W x 19" H



PLAY TABLE - MEDIUM

2 cubby bins integrated into table. Interchangeable tops include: Duplo®, Train, Map and a plain panel for block building and loose parts play. Locking storage underneath.

Dimension: 66.5" L x 33.5" W x 19" H



PLAY TABLE - TRIO

3 PLAY spaces with integrated cubby bins. Interchangeable tops include: Duplo®, Train, Map and a plain panel for block building and loose parts play. Locking storage underneath.

Dimension: 148" L x 128.5" W x 19" H




PLAY TABLE - TRIO with Arbor Tree

With the same functionality as the TRIO, this offers a tree accent in the center providing beauty as well as an opportunity to highlight the play area. Custom centerpieces are available upon request.

Dimension: 148" L x 128.5" W x 19" H x 95" OH



The Perimeter PLAY Table Collection



TRUCK

Interchangeable tops Duplo®, Train, Map and a plain panel for block building and loose parts play. A rotating steering wheel. Book storage in front.

Dimension: 82.5" L x 35" W x 37.75" OH



FIRETRUCK

Interchangeable tops Duplo®, Train, Map and a plain panel for block building and loose parts play. A rotating steering wheel. Book storage in front.


Dimension: 106.5" L x 33.5" W x 33.75" OH



TRAIN

Interchangeable tops Duplo®, Train, Map and a plain panel for block building and loose parts play. Book storage in front.

Dimension: 95.25" L x 33.5" W x 36" OH




PLAY Table Attributes



INTERIOR STORAGE

Locking storage for the spare panels not in use as well as storage bins for the play items. Easy to change out the panels. Plastic storage bin inserts are available for the exterior bins. Grey tubs are for visual purposes, not supplied. The Perimeter PLAY Tables include all of these attributes too.

INTERCHANGEABLE PANELS




DUPLO®



PLAIN WOOD FOR LOOSE PARTS PLAY



TRAIN TRACK



NEIGHBORHOOD MAP

PLAY Table






Octagon PLAY Table

This Octagon Play Table is not only functional, but offers an attractive solution to a group playing area. The cubby in the center provides a go-to place for items such as blocks, interlocking puzzles or other types of building toys. Available in wood or laminate work surface.

Dimensions: 52" wide x 52" deep x 20" high
Well dimension: 13" wide x 17" long x 7" deep

PLAY

Structures





The Potting Shed

We all know how exciting forts can be. This Potting Shed was inspired with just that in mind. Children can imagine their own world and transform it into a playhouse—a puppet stage, a store, a post office, a bakery or a quiet reading nook. An optional mat is also available (as pictured). May be specified without a sun or a topper. See following pages for more accessory options, including the interchangeable topper and signs.

Dimensions: W 48" D 48" Roof Height 72"

Door Opening Dimension: W 32" H 36"

Window Opening Dimension: W 24" H 24"

The Potting Shed

Change the topper and turn it into a Store, School or Post Office and more!

Change the toppers to create a new space for children to PLAY! Add relevant elements: letters, stamps, rulers, cash register, cookie cutters, rolling pins, puzzles and more.



The Potting Shed

Add-Ons + Accessories



Chicken Coop with Hen Appliqué

The Chicken Coop offers an opportunity to store and count eggs. Add your own eggs or little chicks for more PLAY!



Window Box for planting

This Window Box comes with a furrow with paddles for planting flowers, herbs or tree seeds and a cubby for the paddles and books.

Planting Paddles



Farm Paddles



Herb Paddles



Flower Paddles



Tree Seedling Paddles



Flower Box for books

These Flower Boxes are perfect for storing books about plants, farming and the like. Book proximity is an important element for early learning spaces. Flower boxes mount to the side of the Potting Shed.




Doweled Hook

This wood Doweled Hook is perfect for hanging canvas bags.



Learning Panels

To promote early literacy, our Learning Panels are designed to spark conversations and curiosity in young children. Thoughtfully designed to encourage curiosity and literacy using Every Child Ready to Read (ECRR), Montessori, and Reggio Emilia principles. Many categories to choose from. For a complete listing please visit our website.



Magnetic Board with solid Maple frame

Magnet play helps with gross motor skills as they remove, slide, and add magnets to spell or create.



Workbench with optional Work Crates

This Workbench is a perfect place for play items and storage. As a potting shed workbench, it's a place to pretend plant, do texture rubbings or store tools. Or a bakery, for making cookie cut-outs and storing mixing bowls. Or a post office for sorting letters and stamping letters with stickers. In other words, functional and fun for the imagination.

Tinker's Tool Rack option



Gardener's Tool Rack option



The Potting Shed

Make your own shed!

For the Indian Creek Library in Olathe, Kansas, the library requested a blacksmith shop for their shed iteration. We added facade detailing and a golden finish color on the roof to resemble hay. The library selected our Workbench and Magnetic Board and interchangeable Learning Panels. Pictured is a custom Learning Panel using Olathe's Mahaffie Stagecoach and Farm Historical Site as inspiration. The rear window is perfect for a puppet show or a place to sell the farm or blacksmith wares. Please visit our website to see the full Indian Creek Case Study.



For the Kent District Library, they wanted the Potting Shed to transform into a vet clinic. Pictured here also shows our modified kitchen to make a perfect area for the exam table.





The Birdhouse

For tight spaces, The Birdhouse maintains a 2' x 2' footprint and holds up to 4 Learning Panels. Magnetic Board and DUPLO® Panel with wood trough is also available. José the Heron makes for a friendly bird to greet the children.

Plover Stools are pictured as an optional perch when interacting with the Learning Panels. The Birdhouse is available in colorful wood finish options.

Dimensions: 24" wide x 24" long x 51" high x 69" overall



The Sailboat

Sail away on the open water. This sweet little boat offers a place for children to set sail on a voyage and imagine – meet pirates or whales along the way. A small-scale boat with a rudder that really moves! The Sailboat is wood with a floor surfaced in teak laminate. The sail is made of real canvas. Locking casters are standard.

Bon Voyage!


Dimensions: 36" wide x 72" long x 67" high



Tractor + Hay Wagon

Ride on the Tractor through imaginary fields or down country roads. The steering wheel has an on/off button prompt. Solidly built to withstand the most rugged farmers! One Learning Panel can be placed on each side of the tractor. Add the Hay Wagon to make room for farm animal passengers or to give more kids room to PLAY! Pictured at left shows a contrasting finish detail to the wheels.

Tractor Dimensions: 37" wide x 62.5" long x 32.75" high
 Hay Wagon Dimensions: 27.5" wide x 36" long x 18" high





The Automobile

Let the children take an adventure in our Automobile, or they could take apart the puzzle engine in the front and learn about the parts of the engine. The automobile includes two steering wheels for more driver capacity, a bench seat for a bigger passenger load and as always, book storage for those relevant books to enhance the learning experience. Add Learning Panels to the back for more PLAY!



Automobile Dimensions: 51.25" wide x 78" long x 43" overall high
 Driver Bench seat height: 12" seat height





The Magical Dragon

A Magical Dragon for those fairytale enthusiasts. Soft seating in front and back. Curl up and read a book or tell stories on this Magical Dragon.

Dragon Dimensions: 40" wide x 72" long x 42" high





Kitchens

Everyone knows the kitchen is the place for conversation and always bustles with activity. Our kitchen is built for the most rambunctious of cooks and built to last. The materials are .75" thick with a 1" thick counter top. The refrigerator door has a pinch free gap and built-in shelf stop that prevents the door from swinging 180 degrees. The refrigerator door can be magnetic, just like at home, which is perfect for letters, recipes, poems, pictures or whatever. We've added a few accessories — a spoon rack, doweled hook, measuring cup rack with a book display ledge and appliques.

Let the COOKING BEGIN!



Kitchens



Kitchen Trio

The Kitchen Trio is comprised of the following elements:

Refrigerator - options include a maple or magnetic door.

A fixed maple door is another option **Stove. Sink.**

The Trio may also be specified with a prep counter/cupboard instead of a refrigerator pictured left.

Dimensions: 66" wide x 14" deep x 24" worksurface x 45" overall high

Kitchens



The Kitchen Trios can easily be added to structures that relate to an interior. Pictured here: the house background, a castle we designed for Indian Creek Library and a Food Truck we designed for KDL Wonderknook at Kentwood Library,

Kitchens



Kitchen Corners

The Kitchen Corner is comprised of the following elements:
Refrigerator - options include a maple or magnetic door. A fixed maple door is another option, pictured right. **Stove. Sink. Counter.** A continuous backdrop panel can be specified or just on the stove/refrigerator wall.
Pictured left shows a magnetic Refrigerator door, with Kitchen Table set.




Dimensions: 62.5" wide x 71.5" wide 14" deep x 24" worksurface x 45" overall high

Kitchen Accessories



SPOON RACK

This wood utensil rack keeps things tidy and offers a warm, tactile quality to cooking. Using eye-hand coordination to feed spoons into the rack's holes makes for a fun activity too. Bake a cake or make a tasty soup.



DOWELED HOOK

This wood Doweled Hook is perfect for hanging pot holders, aprons, pots and pans or other kitchen items.



BOOK & MEASURING CUP RACK

Measuring cups and teaspoons are fun cooking tools. Size relationships and colors are just a few inquiries to understand. Put the cups in order by size! The book rack display is perfect for recipes or cooking books such as *Give a Moose a Muffin* book!



BOWL OF FRUIT APPLIQUE

A colorful bowl of oranges and lemons add rich color and delight to the kitchen area. Count the fruit and point to the lemons and oranges.

Kitchen Accessories

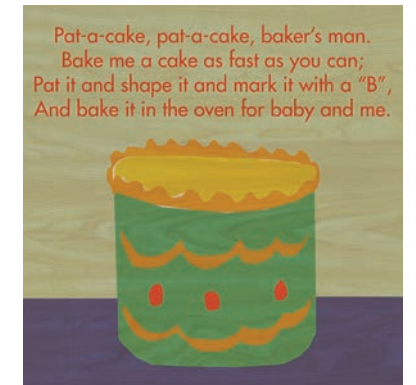


KITCHEN TABLE SET

Just the right size for kids and adults to share a meal and conversation. Laminate table surface. Stools are 12" high and table is 24" square and 20" high.



How to Make a Cake



Pat-A-Cake

KITCHEN RELATED LEARNING PANELS

For more Learning Panel options, please see pages 236-247

Dimensions: 16" wide x 16" high



SETTING THE TABLE

Teach children how to set the table with our wooden placemats. Wooden dish set included.

Placemat Dimensions: 12" wide x 10" high





Kitchen Learning Tablet Set

Our Kitchen Learning Tablet Set is a perfect kitchen accessory, featuring content specifically designed for work in the kitchen.

Singing nursery rhymes together slows down language and increases vocabulary. Having rhymes and grocery lists present helps letter recognition which builds the foundation for reading and writing. Caregivers who participate in the play with their little ones can point and talk about everything that they see and touch – making a meaningful connection between the word and the object itself.

Made of wood, tactile and durable.

Dimension 7.5" x 10.25"

Includes 2 wood cleats for mounting on our Kitchen, Potting Shed or House structures.

Scaled for small hands with big ideas and easy to interchange.

Kitchen Learning Tablet Set



Tablet #1 - front and back



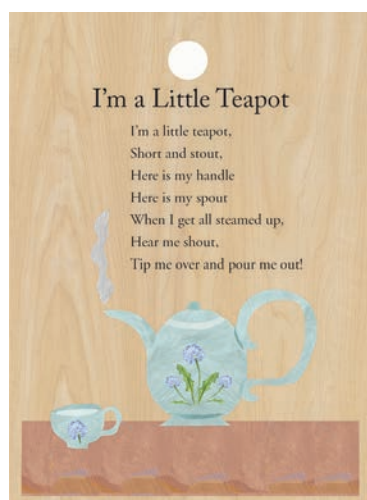
Tablet #2 - front and back



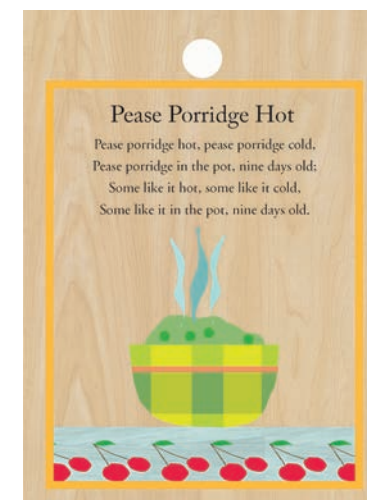

Tablet #3 - front and back



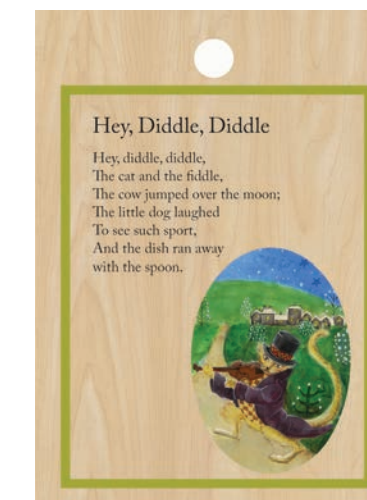
Tablet #4 - front and back



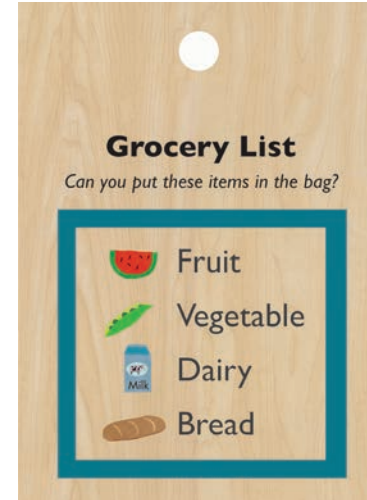

Tablet #5 - front and back



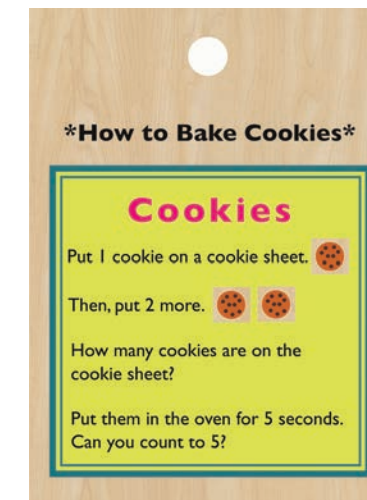
Tablet #6 - front and back



Tablet #7 - front and back



Tablet #8 - front and back



Tablet #9 - front and back





Puppet Stages



Imagination Theater

A puppet theater with a built-in puppet storage bin and magnetic whiteboard for puppet show announcements or other interesting content. Simple and easy to use, this is a surprisingly fun place to put on a show. Curtain rod and curtain included.

Dimensions: 42" wide x 23" deep x 26" worksurface height x 60" overall high

Puppet Stages



Rocketship Theater

We all know how much children love rocketships! Same functionality as our Imagination Theater just with a new twist. Curtain rod and curtain included.

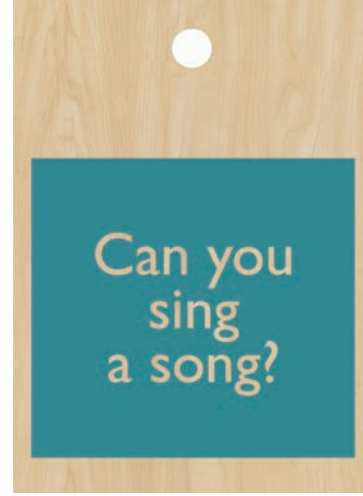
Dimensions: 48" wide x 25" deep x 24.75" worksurface height x 68" overall high

Puppet Stages

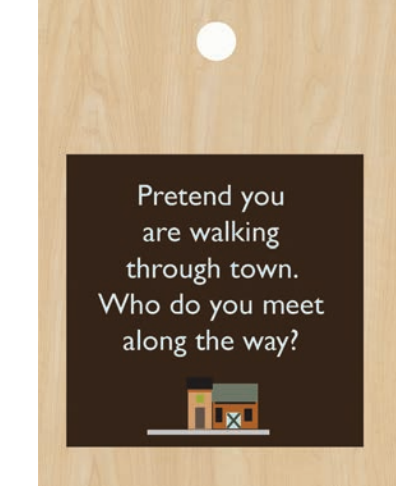
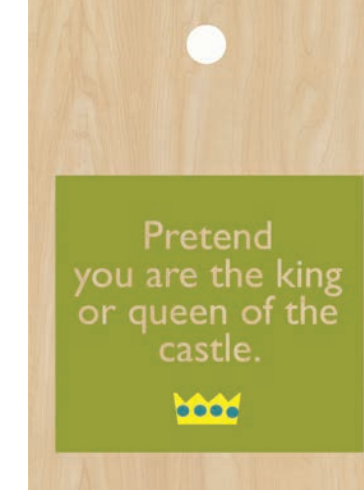
Dramatic Arts Learning Tablet Set



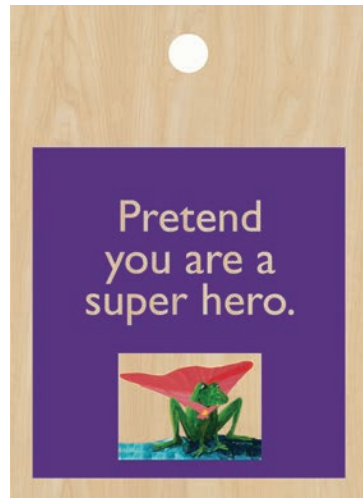
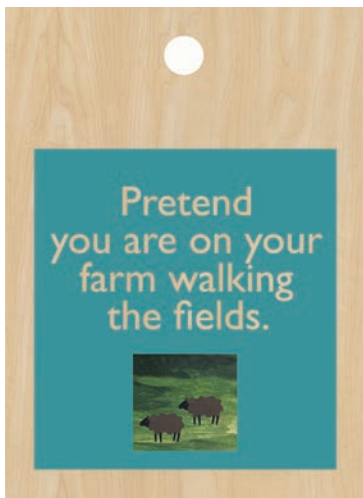
Tablet #1 - front and back



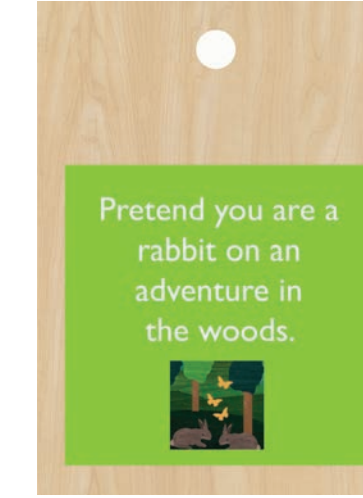
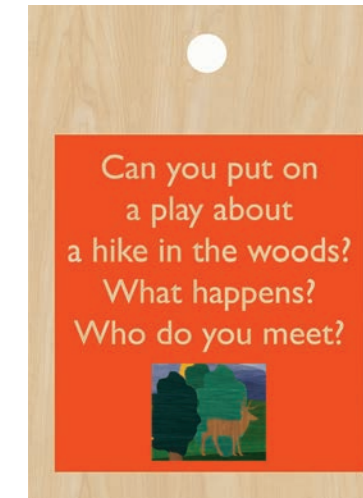
Tablet #2 - front and back



Tablet #3 - front and back



Tablet #4 - front and back



Tablet #5 - front and back

Dramatic Arts Learning Tablet Set

These tablets offer open ended suggestions for dramatic play and story telling. Mount to our Puppet Theater, Potting Shed or simply anything vertical. Comes with a wood hook for mounting.





Pair the 9 Bin Cubby Unit with our Farm Table and Plover Stools for a perfect go-to spot examining the tub content surprises.

9 Bin Cubby Unit

A clever piece that uses the magnetic whiteboard for visual themes and informational content. The cubbies below provide little treasure spaces for more items that relate to the topic on the whiteboard. Puppets, little board books, laminated matching games and puzzles are perfect for these clear plastic bins. The added element of surprise delights children when they open the bin to find out what is tucked inside.

Plastic cubbies are included in this unit.

Dimensions: 42" wide x 19" deep x 27.25" worksurface height x 60" overall high

LEARNING
Corners



Learning Corners



Learning Corner - Tree

The Tree Learning Corner is a sculptural, freestanding piece that provides a little nook in small or large expansive spaces. It offers a place to sit where a parent or caregiver can read a book or interact with the Learning Panels or other PLAY elements. Our Learning Panels are easy to swap out, allowing for a fresh and dynamic place to visit. This system can be configured for larger spaces too.

Pictured: Learning Panels, Discovery Box, Learning Cube.

Dimensions: 50" wide x 79.25" long x 95" overall high

Backdrop panel dimensions: 60" wide x 36" high

Bench dimensions: 42" wide x 18" deep x 14" seat height

Learning Corners



Learning Corner - Lighthouse

The Lighthouse Learning Corner was specified at Scituate Library, a coastal town in Massachusetts. The children's room didn't have a lot of wall space so the corner was a perfect solution, combining early learning content with a tall lighthouse.

Pictured with our standard Learning Panels that relate to the coastal area.

Dimensions: 93.5" wide x 71" deep x 80" overall high



Learning Corners



Learning Corner - Farmstead

The Farmstead Learning Corner provides color and vertical backdrop for Learning Panels, Magnetic Boards, DUPLO®, or a Kitchen to name a few. A cubby bench offers a place to sit where a parent or caregiver can read a book or interact with the Learning Panels or other PLAY elements. Add our Barn Silo to complete the Farmstead.

Dimensions: 87.61" wide x 52.51" deep x 67" high x 95" overall high
Backdrop panel dimensions: 60" wide x 36" high
Bench dimensions: 36" wide x 18" deep x 14" seat height
Silo Dimensions: 40" wide x 84" high



Learning Corners



Learning Corner Accessories



Learning Cube

Dimensions: 18" W x 18" L x 19" H



Bunny Browser

Dimensions: 6" W x 16" L x 5.5" H



Learning Desk

Dimensions: 16" W x 14" D x 16" H



Learning Panels

Dimensions: 16" W x 16" D



Discovery Box

Dimensions: 34" W x 12" D x 23" H



Magnetic Board

Dimensions: 30" W x 20" H

Learning Corners



Sunflower Learning Corner

Instead of a tree element, the Haymarket Gainesville Community Library wanted a sunflower to represent their more rural and agricultural community.

Learning Corner - Tree Modifying

The Tree Learning Corner may be modified to meet the needs of many different settings. Pictured here, the interior design team at MSR Design and the Norman East Library wanted to modify our Tree Learning Corner to reflect the flora and fauna of the Oklahoma prairie as well as creating a pass thru tunnel for children to PLAY. The TMC design team illustrated all of the prairie content.

LearnPLAY

Products



Open PLAY!



Discovery Boxes

Our Discovery Box is an open-ended PLAY box with all kinds of thematic wood paddle sets. Pictured here, it is shown as a Discovery Box where a child is creating her own barnyard scene. The connected bin provides a storage place for the paddles as well as relevant books.

Caregivers who participate in the play with their little ones can point and talk about everything that they see and touch, making a meaningful connection between the word and the object itself. Children learn so much by building too! Here is a perfect place to do just that.

This becomes a dynamic place, with many opportunities, to change content and discover! Mount it to a Learning Corner, Wall Mural or as a stand-alone piece.


Let the DISCOVERIES BEGIN!

From the Land Paddle Sets!

Planting Paddles



Combine them with our Wall Murals or Appliques to create not only a beautiful visual accent but one that allows for lots of interchangeable PLAY.



Farm Paddles



Neighborhood Paddles



From the Land Paddle Sets!

Flower Paddles



Tree Seedling Paddles



Herb Paddles



From the Riverbank Paddles





This box has a blue interior to emulate water. The paddle sets relate to what one might find in the open waters. Available with or without a background panel. Pictured below is our standard offering.



From the Water Paddle Sets!

Ocean Paddles



Boat Paddles



Background panels

Pictured here are background selections for our boxes.



Discovery Box



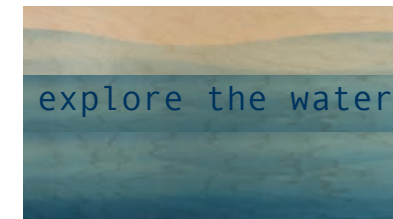
Explore the Land Box



Planting Box



Explore the Neighborhood Box



Explore the Water



Window Boxes

Consider adding a window planting box on our House structure (pictured right) or our Potting Shed (above). Change out the sets and content. Simple, tactile and lots of fun for children to plant and explore.





Learning Desk with Wall Mural

Learning Desk

Our Learning Desk is a quiet, intimate place where a child and parent or caregiver can sit and discover the world set before them. Text content on the tablets prompts looking for bugs, owlets and more, like questions asking *Can you see the snails eyes?* or *Can you find the beetle?* or *What else might you see in this pond?* Tablets and magnifying glass are included with desk. We have designed a trough to hold the tablets, or content related books. Desks can be mounted to Learning Corners and or Wall Murals.

Dimensions: 16" wide x 14" deep x 16" high
 Tablet Dimension: 14.75" wide x 8.5" high



Learning Desk Tablet Set

Nature Set — Series No. 1



Tablet #1 - front and back

Tablet #2 - front and back


Tablet #3 - front and back

Tablet #4 - front and back

Tablet #5 - front and back

Learning Desk Tablet Set

Nature Set — Series No. 2



Tablet #1 - front and back

Tablet #2 - front and back


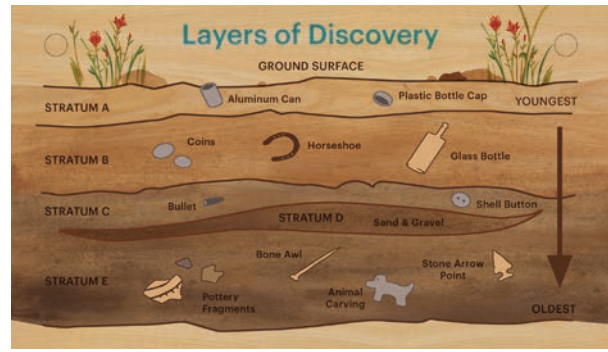

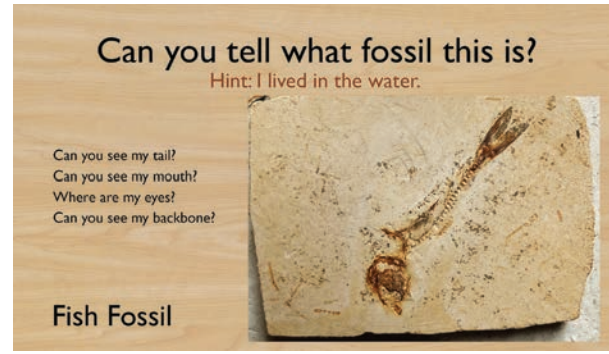
Tablet #3 - front and back

Tablet #4 - front and back

Tablet #5 - front and back

Learning Desk Tablet Set

Archaeology Series



Tablet #1 - front and back


Tablet #2 - front and back

Tablet #3 - front and back

Tablet #4 - front and back

Tablet #5 - front and back





Growth Chart

Measuring is part of learning. Our Growth Chart has a magnetic wood post that allows a child to measure themselves, others or interesting objects. Available with a prompt panel asking all kinds of questions, to add to the curiosity, and a Corn Stalk for another option. Add the Growth Chart to our Potting Sheds, House or our interactive walls.

Growth Chart Ruler: 8" wide x 42" high

Prompt Panel with questions: 8" wide x 42" high

Cornstalk prompt: 8" wide x 24" wide



Seed Box

A Seed Box with Seed Packets. Learn about the vegetables and how to plant them, with a dash of nursery rhyme too! Includes a ruler for planting seed depth. Made of plywood with maple veneer.

Box: 6" wide x 5" deep x 4" tall
 Seed Pack: 4" wide x 5.5" high x .5" thick
 Set of 6 to a box




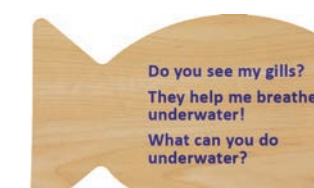
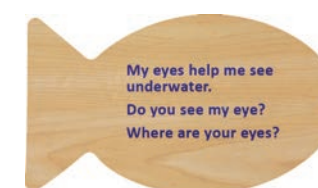
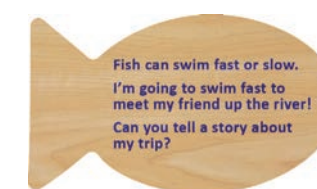
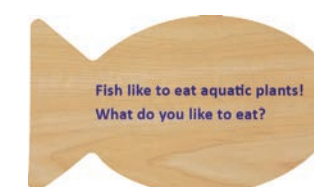
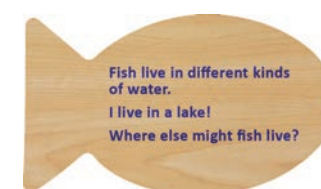
Fishing Tackle Box Set

Go fishing with our Fishing Tackle Box Set, which includes a tackle box, fishing rod and 6 magnetic colorful fish. Each fish has a story to tell on its backside for more conversation and early learning! Made in Michigan, of solid materials and construction, for many years of fishing!

Tackle Box: 10" w x 6.5" d x 7.75" h

Fishing Rod: 12" long

Fish: 5" w x 3" h



Workbench Collection



The Workbench Collection is built for the most curious and rambunctious workers. Available in many sizes and options.

36" Wide Workbench

Dimensions: 36" wide x 12" deep x 14.5" worksurface x 18" overall height

36" Wide Tall Workbench

Dimensions: 36" wide x 12" deep x 22.25" worksurface x 28" overall height

46" Wide Workbench

Dimensions: 46" wide x 12" deep x 14.5" worksurface x 18" overall height

Workbench Add-On



Workbench Trough

Add a trough for small items that need a place to store without compromising the activity!

Workbench Tool Rack

Add more functionality!



Tool Rack

Dimensions: 3" high x 2.75" deep x 36" long

Tinker's Tool Rack



Tablet #1 - front and back



TOOL - ruler



TOOL - protractor



TOOL - T-Square

Includes: 2 Learning Tablets, T-Square, Triangle, Ruler, Protractor

Gardener's Tool Rack



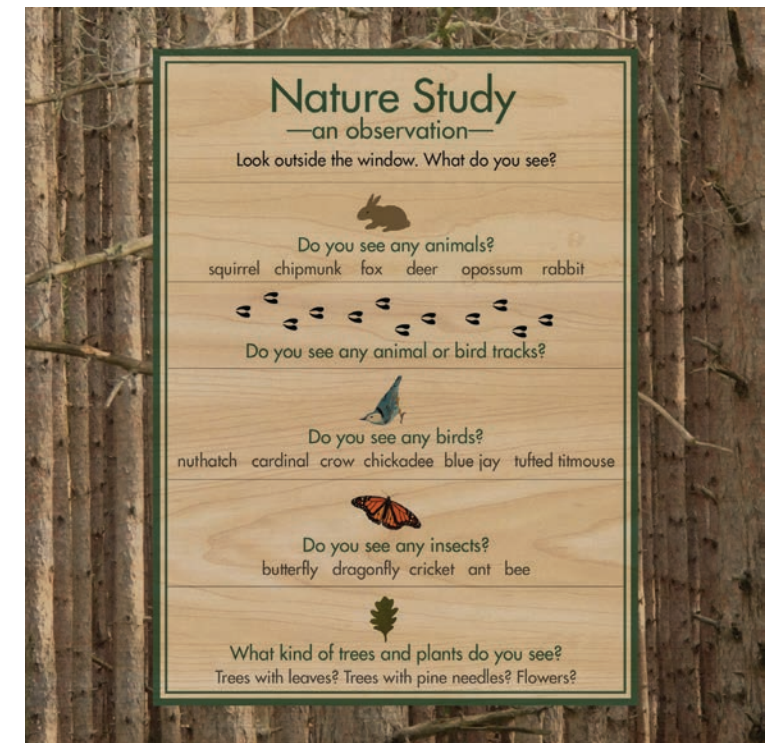
Tablet #1 - front and back



Tablet #2 - front and back



Includes: 2 Learning Tablets, Trowel, Fork, Ruler



Learning PED

Learning PED — Nature Observation

Observation next to a window in a library and invite a child with friend or parent to sit and look out the window and search for animal tracks, birds, animals or other natural features outdoors. Encourage observation and contemplativeness. The questions are structured to spark conversations and create the desire to learn more about their surroundings. May also be specified with a shelf to display nature books or perhaps activity worksheets created by the library.

Dimensions: 18" wide x 18.25" deep x 15.75"-20.5" high


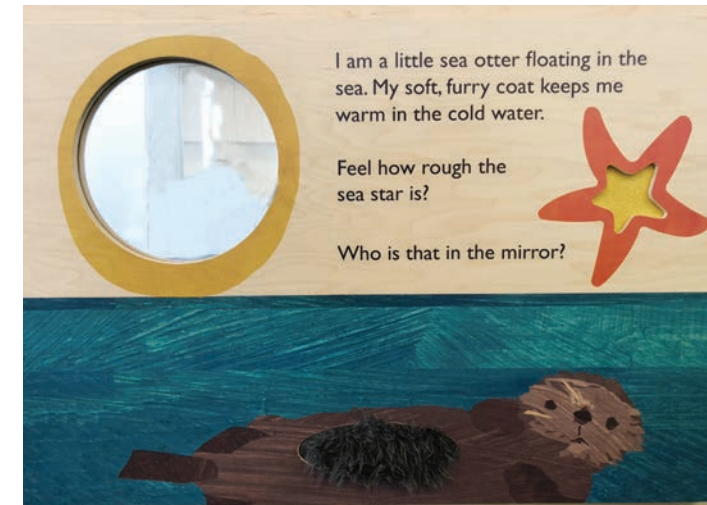


Sensory Panels

Children learn with a full sensory approach. Our LearnPLAY Sensory Panels are designed to delight and surprise a young child — simply made of wood warm and tactile. The Totem pictured left, is comprised of InRelief rounded, organic shapes. Our Sensory Log, also pictured, has cavities for housing all kinds of interesting surprises such as woodland stuffed animals. Add these to existing walls, or add even more delight with our Wall Murals, shown as the background in these photos.

Sensory Log - vertical: 8" wide x 19" overall width x 4" deep x 42" high
 Sensory Log - horizontal: 44.375" wide x 4.75" deep x 4" deep x 11.75" high
 Totem: 6" wide x 17" high





Sensory Mirror Panels

These are our mirror offerings that can be mounted to our LearnPLAY Wall Murals (as pictured), Potting Sheds or other structures. The Otter and Rabbit Panels also include sand paper for the sea star and rock shapes as well as fur on the otter's tummy for an added tactile experience.

Perimeter Flower Mirror Panel: 16" wide x 18" high

Otter Mirror Panel: 24" wide x 16" high

Rabbit Mirror Panel: 16" wide x 16" high

Mirror with maple frame: 28" wide x 14" high





DUPLO® Board with wood trough

Mount on anything vertical!

Dimensions: 20.5" wide x 34" high

Wood Trough Dimensions: 20" wide x 5" deep x 4" high



Magnetic Board

The Magnetic Whiteboard Board may be mounted horizontally or vertically. An attractive piece with the wood surround accent. Perfect for magnetic PLAY or perhaps a menu board as pictured here on one of our Food Trucks we made for Kent District Library.

Dimensions: 30" wide x 20" high



Trees



Canopy Tree

Sometimes interiors have necessary steel beams that interrupt the space. This is an attractive solution for such a dilemma. Pictured is a tree cladding a 10" x 10" beam. For other sized beam applications, please contact customer service. The beautiful wood canopy creates dappled light, adding an element of enchantment to any interior. The woodpecker detail offers an opportunity for bird watching too.

Base Dimension: 12.5" x 16"

Tree Height: 96"

Canopy Dimension approximately: 107" x 105"





Grove Tree with bench

Anchoring to the floor, incorporate the Grove Tree with soft seating with a squirrel or birdhouses. The Grove Trees are also available on our Learning Corner which includes a background panel for Learning Panels and other accessories. Can be configured as groupings at right angles.

Bench dimensions: 36" wide and 14" seat height.






Arbor Tree Ottoman

Part of the Whistler Collection, this impressive ottoman would sit nicely in a number of spaces, combining visual interest with functionality.

Dimensions: 60" DIA x 16" seat height x 100" overall height





Freestanding Trees

As a stand-alone or an enchanted forest, these 95" tall trees add an inviting quality to any space. A perched bird adds a bit of whimsicality and bird watching potential. The tree's base is available with a wood cap (pictured) or powder coated white metal. Consider adding TMC's benches or stools to create seating pods.

Base Dimensions: 24" DIA


Tree Dimensions: 44" wide x 95" overall height.

Aspen Tree with Bird is 101" overall high





Pictured: Aspen, Topiary and Arbor Tree Collection



A forest of Freestanding Trees integrate into the shelving end panels in the children's room.

LearnPLAY

Architectural Elements





Mobiles

Butterflies, birds and other elements can be seen flying above the furniture of any setting with TMC's suspended Mobiles. Create an environment above the tables and chairs or even lobbies.
Pictured: Leaf Mobiles with Tree Appliques.


Mobiles



Migration Wayfinding



A Fairytale Flourish



Follow the Flock!

Mobiles



Bird




Swallowtail



Dragonfly



Seagull



Dream Cloud



Dream Cloud #2



Leaf



Ash Leaf



Goose



Moon & Stars



Sun



Tampa Cloud



White Oak Leaf

Mobiles

Size Ranges:

Small: 12" wide

Medium: 24" wide

Large: 36" wide

X-Large or custom sizes available upon request





Appliques

Appliques



TMCKids Appliques provide an opportunity for colorful wall accents in any space with many exciting options to choose from. Sizes range from small, medium and large. A wood dowel stand-off may be specified to add dimensionality to the applique. We also offer custom as well.

Applique Size Ranges:

Small: 12" wide

Medium: 24" wide

Large: 36" wide

X-Large or custom sizes available upon request



Standard and custom ImPrinted Bird Appliqués
Prince William County Public Library
Montclair Community Branch - Montclair, Virginia

Appliques



Create your own wall design using standard appliques.

Appliques



BUTTERFLY

Small: 12"W x 7.5" H

Medium: 24"W x 15" H

Large: 36"W x 22.5" H



DRAGONFLY

Small: 12"W x 10" H

Medium: 24"W x 20" H

Large: 36"W x 29.75" H



BIRD IN FLIGHT

Small: 12"W x 5" H

Medium: 24"W x 11" H

Large: 36"W x 16.4" H



BEE

Small: 12"W x 7.75" H



SUN

Medium: 24"W x 24" H

Large: 36"W x 36" H



MOON

Medium: 22"W x 24" H

Large: 33"W x 36" H



STAR

Small: 12"W x 9.5" H

Medium: 24"W x 18.75" H

Large: 36"W x 28" H



CLOUD

Medium: 24"W x 12.75" H

Large: 36"W x 19" H



WHITE OAK LEAF

Small: 12"W x 7.5" H

Medium: 24"W x 15" H

Large: 36"W x 22" H



Around the Block Sun

Medium: 22"W x 25" H



PUP

Medium: 24"W x 16" H



COW

XX-Large: 72.5"W x 47.5" H



PIG

Large: 36"W x 21" H



RABBIT

Small: 18"W x 13" H



FOX

Medium: 24"W x 12" H

Large: 36" W x 19" H



BEAR

Medium: 24"W x 15" H

Large: 36" W x 19.5" H

X-Large: 46.5" W x 25" H

XX-Large: 64" W x 34" H



WOLF

Large: 36"W x 30.5" H

XX-Large: 60"W x 60" H



Beaver

Medium: 24"W x 12" H

Appliques



ImPrinted Appliques



SANDERLING

Large: 32"W x 20.25" H



BLUEBIRD

Medium: 14"W x 10.75" H

Large: 32"W x 24.5" H



PERCHED BIRD

Small: 12"W x 8.5" H



BIRD IN FLIGHT

Large: 36"W x 16.4" H

X-Large: 46"W x 20" H



SEAGULL

Large: 20"W x 14.75" H



HEN

Small: 15.5"W x 18" H



BEE

Small: 12"W x 7.8" H

Medium: 24"W x 16" H



TURTLE

Small: 10.5"W x 5.3" H



DUCK

Medium: 16.3"W x 10" H

Appliques



Our Tree Appliques are sophisticated yet whimsical. They offer a warm and welcoming look to any interior. Consider adding other appliques to surround the line of trees. Or add a picket fence with charming elements.

Grove Trees (above left to right):

Tree A: 46.25" wide x 95" high

Tree B: 40" wide x 95" high

Tree C: 21.25" wide x 95" high

Grouped: 109.75" wide x 95" high

Grove Trees with Picket Fence:

Grouped: 119.75" wide x 95" high




Appliques



Aspen Trees with Birdhouse Appliqués

Dimensions: 73.5" W x 85" H



Aspen Trees Appliqués

Dimensions: 48.87" W x 85" H



Barn

Dimensions: 475" W x 65.5" H



House A

Dimensions: 47.5" W x 89" H



House B

Dimensions: 47.5" W x 89" H



On the Block

Dimensions:
40.5" W x 62" H



40.5" W x 55.5" H



34" W x 72" H



Appliques — mixing standard with custom



The San Ysidro Public Library in California features standard and custom ImPrinted Appliques (including the sign), for their children's room entryway. The upper appliques have the wood dowel stand-off while the Cactus is attached directly to the wall. Also pictured is a Whistler Ottoman with custom cacti divider, Kestrel Chairs, Kestrel Tables, Zetty Benches and End Panels.





Murals



Defining the story area at KDL Wonderknook, is a storybook landscape mural with Peak Book Bins and Puddle Bench.

ImPrinted Murals

Murals provide an opportunity to bring delight and thematic imagery into a space. Create walls as long spans or stand-alone. Incorporate Learning Panels, Learning Desks for fully integrated space. We offer standard imagery or custom. Solid maple frame may be specified (see page 190 for an example).

Our ImPrinted Murals provide beautiful saturated color with inks that penetrate into the raw wood and then are top coated with a UV top coat.

Mural Size Ranges:

47.5" wide x 95.5" tall

47.5" wide x 48" tall

Panels are joined together to create large murals as pictured at right.



Grove Trees

Dimensions: 109.75" W x 95.5" H



In the Neighborhood

Dimensions: 142.5" W x 95.5" H



Mabel the Whale

Dimensions: 95.5" W x 95.5" H

Murals



Mildred in the Flower Bed
Dimensions: 47.5" W x 95.5" H



Mama Bear and Her Two Cubs
Dimensions: 142.5" W x 95.5" H



In the Garden
Dimensions: 72" W x 53" H



Garden Landscape

Dimensions: 233.75" wide x 95.5" h

The Garden Landscape may be specified in smaller sections for tight wall applications.



Chickens in the Flowerbed

Dimensions: 95.25" wide x 46.25" h



Rabbit in the Flowerbed

Dimensions: 95.25" wide x 46.25" h



The Little Train

Dimension: 95.5" W x 95.5" H

Murals



Pictured is a mural we designed and illustrated for Billie Jean King Main Library in Long Beach, California, showing the ocean zones and the fish that inhabit each of the zones. Also shown is a Learning Key with tablets that prompt children to look for the creatures in the mural. The tablets also provide interesting facts about the fish and asks questions for a young child to ponder. Above is a detail of the Coastal Mural which was also part of this installation. Other murals included a Continental Shelf and Kelp Forest.



An expansive Chesapeake Bay Wall Mural anchors Cecil's Early Childhood Center. The color and landscape draws you in. Down low for the babies in the Baby Garden are flowers, birds, bees scaled just for them, featured on the following page.


Murals



Murals



Thematic garden murals shown in both ImPrinted and InRelief processes. Pictured above are our Chickens in the Flowerbed and Rabbit in the Flowerbed murals, with a solid maple frame. At right is our InRelief Sunflowers mural comprised of a .25" overlay creating a carved, dimensional quality. The overlay can be wood or laminate.



LearnPLAY

Furniture

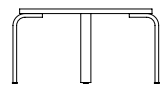


Let the adventure begin!

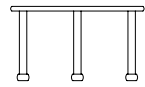
Animal World Table

Inspire those inquisitive minds with this exciting new table, offering hours of fun and discovery. Learn about the world and its creatures. Available in 36", 42", 48" diameters with wood or metal table leg styles (Plover, Kestrel or Lorca), 20", 24", 26" high. Pair them up with our stools or chairs to complete the set.

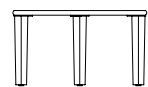
Animal World Table with Plover leg



Plover



Kestrel



Lorca

DIA 36" H 20", 24" and 26"

DIA 42" H 20", 24" and 26"

DIA 48" H 20", 24" and 26"



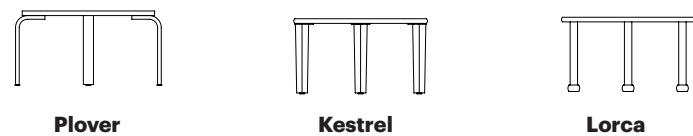


Play the I Spy Game
 "I spy something you would use on a rainy day."

Alphabet Table

Trace the alphabet with a dry erase marker (optional) or practice letter recognition with the Alphabet Table. Form words, explore colors, and capture children's imaginations as they explore the world of letters and phonetics. Pictured with Plover table leg and optional marker well.

Alphabet Table with Plover leg



- DIA 36" H 20", 24" and 26"
- DIA 42" H 20", 24" and 26"
- DIA 48" H 20", 24" and 26"





Whiteboard Table

Draw, write stories or collaborate

A mobile whiteboard table is easy to move and lock into place. The center well provides a tidy place for markers. Available with colored laminate sides or maple veneer. Drawing or writing, children will have fun expressing themselves!

Dimensions: 30.75" DIA x 15.75" H





Farm Table


A rugged work table for children. Long with radius corners, this is a perfect go-to table for LearnPLAY projects, whether it's tinkering, drawing/writing or PLAY gatherings. Pair it with our Plover Stools as pictured.

Farm Table: 72" wide x 20" deep x 20" high
Plover Stool: 14" DIA x 12" seat height.

STANDARD LAMINATES FOR WORKSURFACE



Wilsonart Fusion
Maple 7909



Formica
Folkstone Grey
927



Workbenches

The Workbench Collection is built for the most curious and rambunctious workers. Available in many sizes and options.

36" Wide Workbench

Dimensions: 36" wide x 12" deep x 14.5" worksurface x 18" overall height

36" Wide Tall Workbench

Dimensions: 36" wide x 12" deep x 22.25" worksurface x 28" overall height

46" Wide Workbench

Dimensions: 46" wide x 12" deep x 14.5" worksurface x 18" overall height

Workbench Add-On



Workbench Trough

Add a trough for small items that need a place to store without compromising the activity!

Work Crates

Work Crates are made of wood with an easy handhold. Rugged and built to take on the most active working and schlepping! Pair them with our Workbench or in our Kitchen and House.

Dimensions: 10" wide x 11" deep x 6" tall
.75" thick. Deco bolts hardware.



The Little Book Truck

Book proximity is key in early learning spaces. Whenever possible, placing relevant books near our Learning Panels, Kitchen or other structures enhances the learning experience. The Little Book Truck is just the right size for books and can be easily moved about. A good tag-along for story hour or as a grouping for more book positioning. Available in wood or laminate exterior. Locking casters are standard.

Dimensions: 23.75" W x 20" D x 21.25" H





Tables




Pictured with marker well option.

Chairs, Stools and Benches



Soft Seating



Cubbies and Book Display



Balancing Work + PLAY.

A LearnPLAY space with caregivers working close by.



New!



The Fairfield Parent + Child Carrel

The Fairfield Parent+Child Carrel began with insightful challenges from Barbara Weedman at Henrico Public Library for their Fairfield Area Branch Library.

“How can we make it easier for parents with infants to visit the library? Can we design furniture that lets a single parent keep an eye on their child, get work done and minimize distractions for other patrons?”



The Family Workstation

PLAY Cart

Our mobile **PLAY** Cart offers flexibility. A caregiver can get work done while their baby or toddler is close by in a safe and engaging LearnPLAY environment. Don't have room for the Fairfield Parent + Child Carrel or Family Workstation? The **PLAY** Cart offers a solution!

LearnPLAY

Learning Panels

Cow Anatomy

Can you match the parts?

1. 2. 3. 4. 5.

1. 2. 3. 4. 5.
Horn Nose Ear Tail Hoof



How many flowers are growing in the pot?
The bees are buzzing about. Can you make one fly on top of a flower?
Which flower is unlike the other?

How many butterflies do you see?

Can you make them fly up and down?



Learning Panels

Our Learning Panels are designed to encourage a parent or caregiver to talk and engage with their child, to spark conversations and curiosity, whether through the questions posed on our Learning Panels or characters asking for a story. Designed to spark imagination and spur children towards wonder.

Dr. Susan B. Neuman, Professor of Education at New York University, a leading educator and researcher in the field of early literacy, explains how “unconstrained” skills such as vocabulary building, are tools a child continues to use throughout their life. With this in mind, our Learning Panels using these “unconstrained” learning techniques to expand a child’s understanding of word meanings and concepts. Inquiry, asking questions leads to the formation of new and complex connections in a child’s mind. This type of learning has a cumulative effect. Studies indicate that children learn by doing, which is why we integrate interactive components in our LearnPLAY product line.

Constrained Learning

“Constrained Learning” (Letter Recognition, Shape Recognition, Number Recognition) is an important part of literacy but its uses are finite. We have developed a few Learning Panels for such learning with examples shown below. Even our “constrained” panels can invite discussion. For instance the alligator, bird, cow and dog on the panel below, can all be woven into a story by a young child. Or a parent can use them to ask questions, such as, “Which one of these creatures doesn’t have 4 legs? Can you name other animals with 4 legs? How would you walk on 4 legs?”

Unconstrained Learning Reading Comprehension and Life-long Learning

Dr. Susan B. Neuman states “because comprehension of text—the very purpose of reading—depends not only on a small set of procedural skills, but on a great infusion of knowledge: Knowledge of words and their meanings, the concepts that connect them, and the ability to think critically about what one reads. Serving as a foundation for literacy learning, it is knowledge, not the learning of the letter ‘n,’ that accelerates children’s achievement.”² Even in infancy, these important connections form: in language, in the understanding of our surroundings. The connections that are formed provide rich, contextual foundations that sustain us throughout our life. TMCkids is passionate about developing and cultivating learning areas where such fertile ground begins, develops and grows.

Our philosophy is to encourage children to question. For example, one may show a child a row of houses and suggest different ways to look at the picture. As a parent or caregiver reads to the child, they can ask questions about what they see in the panel, look for shapes in the houses, house size relationships, or ask more probing questions such as, “Which house would you like to live in? Why?” A narrative begins in the young child’s mind. This type of parent-child inquiry can easily start at the library, and continue with questions about the stores or buildings the child might see on a walk or drive home from the library. A conversation begins. Vocabulary and background knowledge are born.



At left:
1. Counting Trees
2. Shape, color and phonetical awareness.


In the Neighborhood

Looking at shapes within a picture.
Size relationships big-small counting.
Make up a story about the house you would like to live in.
Pets—dog/cat offers a common storytelling narrative

Other possible inquiries:

- Can you find all of the flowers in this picture?
- Can you find the red door?
- Is the tree the tallest in the picture?
- Which door looks like an upside down U?
- What do you suppose the dog is looking at?

- How many windows do you see?
- Which house has a triangle shape?
- Are there any rectangles?
- Are there any squares?
- Which house is the tallest?
- Which house is the shortest?
- Can you find a cat?
- How many spots does the dog have?
- Which house would you like to live in?



²Overcoming the Knowledge Gap: The Case for Content-rich Instruction Dr. Susan B. Neuman

**Talking...
asking questions...
reading...and
curiosity abounds!**

Easy to interchange to create flexible spaces

**Thoughtful content that relates to nature, gardening,
water,weather, mathematical literacy and more!**

The more a child is talked to, the more understanding he/she will have of their world. Vocabulary will improve and the child will begin to relate to his/her environment in a deeper and more inquisitive way. When a parent or caregiver poses questions to their little one they will find out all sorts of interesting things. These Learning Panels are open-ended, and allow a parent or caregiver the opportunity to expand upon with storytelling and questions. We provide a supplemental Field Guide to offer further questions a parent or caregiver might ask a child. The conversation can go on in all different directions as you will see. Here are a few ideas that come to mind and by all means, just a beginning...



Concept

The Migration Panel poses the question, "Where do I go in the summer and Where do I go in the winter?" The child sees the map of the United States and Mexico. He or she can move the monarch butterfly, sandhill crane or whale up and down, tracing their routes. What happens in the winter in the north? Why would a butterfly travel south in the winter? What starts to emerge through inquiry and discovery is the concept of migration. Learning by doing and questioning, a narrative begins. This kind of approach is key to our Learning Panel philosophy. Libraries may also augment the concept of migration with books that further illustrate the magical voyage of some living creatures. (Please see the following page for more interactive elements to this particular Learning Panel).



"I think these Learning Panels are beautifully done, both aesthetically pleasing and engaging for children. They represent a perfect compliment to activities that emphasize informational text in libraries and early literacy settings. I believe they will offer hours of fun and interactions among children and their friends and adult companions, and will be very helpful in extending children's natural instinct to learn about their world." —**Dr. Susan B. Neuman**



Susan B. Neuman is a Professor in Teaching and Learning at New York University specializing in early literacy development. Previously, she has served as the U.S. Assistant Secretary for Elementary and Secondary Education. In her role as Assistant Secretary, she established the Early Reading First program, developed the Early Childhood Educator Professional Development Program and was responsible for all activities in Title I of the Elementary and Secondary Act. She has served on the IRA Board of Directors (2001-2003), and other numerous boards of non-profit organizations. She is currently the Editor of Reading Research Quarterly, the most prestigious journal in reading research. Her research and teaching interests include early childhood policy, curriculum, and early reading instruction, Pre-K - grade 3 for children who live in poverty. Dr. Neuman was also commissioned by PLA/ALA to evaluate the first edition of Every Child Ready to Read @ your library [ECRR].

Nature



Migration
Model: APC1616-MG01
16" X 16" Sliding Style



Match the Leaf to the Seed
Model: APC1616-LS01
16" X 16" Peg Style



Tree Rings
Model: APC1616-TR01
16" X 16" Flat Style



The Bird Count
Model: APC1616-BC01
16" X 16" Peg Style



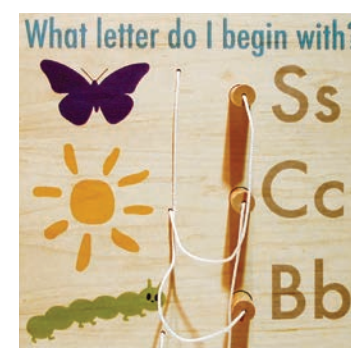
My Habitat
Model: APC1616-MH01
16" X 16" Sliding Style



Count the Trees
Model: APC1616-HT01
16" X 16" Flat Style



Butterfly Collection
Model Number: APC1616-BT01
16" X 16" Peg Style




What Letter Do I Begin With?
Model Number: APC1616-LB01
16" X 16" Peg Style



Animal Diet Classifications
Model Number: APC1616-AD01
16" X 16" Peg Style



Arctic Camouflage
Model Number: APC1616-AC01
16" X 16" Flat Style



Pond Life
Model Number: APC1616-PL01
16" X 16" Peg Style




Mountain Goat Climbs a Mountain
Model Number: APC1616-GM01
16" X 16" Slider Style



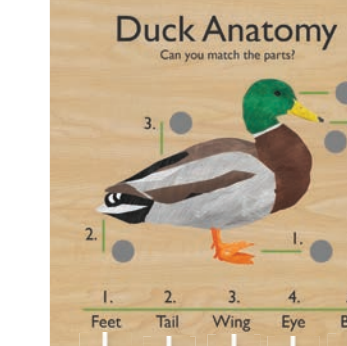
Buzzing Bees
Model Number: APC1616-BE01
16" X 16" Slider Style

AGES: BABIES THROUGH 1st GRADE STEM

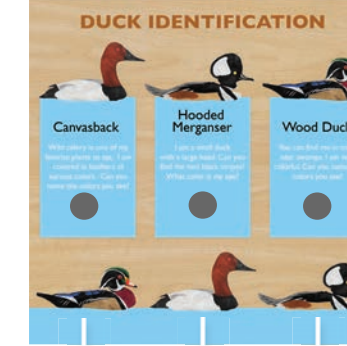


Butterflies in Flight
Model Number: APC1616-BF01
16" X 16" Slider Style

AGES: BABIES THROUGH 1st GRADE



Duck Anatomy
Model Number: APC1616-DA01
16" X 16" Peg Style



Duck Identification
Model Number: APC1616-DK01
16" X 16" Peg Style

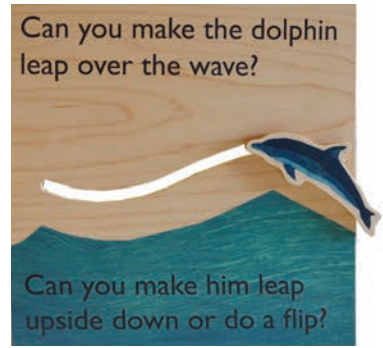


Monarch Butterfly
Model Number: APC1616-MO01
16" X 16" Flat Style

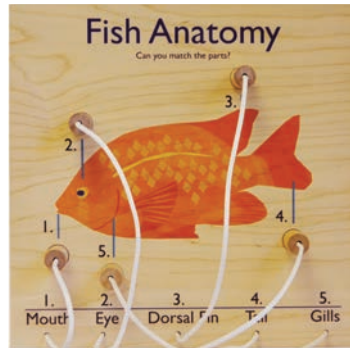


Little Naturalist
Model Number: APC1616-LN01
16" X 16" Slider Style

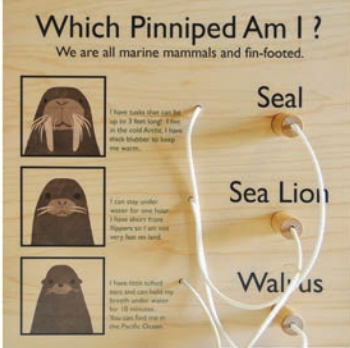
Lakes, Ocean and Rivers



Dolphin Dip
APC1616-DD01
16" X 16" Slider Style




Fish Anatomy
APC1616-FS01
16" X 16" Peg Style



Which Pinniped Am I?
APC1616-PN01
16" X 16" Peg Style



Fish in Water
APC1616-WT01
16" X 16" Flat Style




Seagulls Perched on a Pier
APC1616-SE01
16" X 16" Flat Style



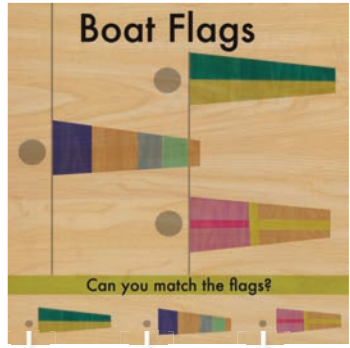
Spot the Seahorses
APC1616-SH01
16" X 16" Flat Style




What Am I? Sea Creatures
APC1616-WS01
16" X 16" Peg Style




Penny the Pelican
APC1616-PP01
16" X 16" Flat Style



Match the Flags
APC1616-MF01
16" X 16" Peg Style



A Sailboat
APC1616-SB01
16" X 16" Peg Style



Up and Down the Waves
APC1616-VV01
16" X 16" Slider Style



The Red Lighthouse
APC1616-RL01
16" X 16" Slider Style



Submarine Adventures
APC1616-SA01
16" X 16" Slider Style



Submarine Portholes
APC1616-SP01
16" X 16" Peg Style

For the Wee Ones



Picture Gazing Just For Babies No. 1
Model: APC1616-PG01
16" X 16" Flat Style



Picture Gazing Just For Babies No. 2
Model: APC1616-PT01
16" X 16" Flat Style


Storytelling



Mama and Baby Bear
Model: APC1616-MB01
16" X 16" Peg Style



Fox and Mouse
Model: APC1616-FM01
16" X 16" Flat Style



Francis the Frog
Model: APC1616-FF01
16" X 16" Flat Style



Betty the Bird
Model: APC1616-BB01
16" X 16" Flat Style



Baxter the Bison
Model: APC1616-BX01
16" X 16" Flat Style



Thomas the Turkey
Model: APC1616-TT01
16" X 16" Flat Style




Rowboat Adventure
Model: APC1616-BA01
16" X 16" Flat Style



The Little Fox and Friends
Model: APC1616-FO01
16" X 16" Flat Style

Nursery Rhymes & Song



Pat-A-Cake
Model: APC1616-PC01
16" X 16" Flat Style



Hickory, Dickory, Dock
Model: APC1616-HD01
16" X 16" Sliding Style

Shapes and Colors



Match the Shapes
Model: APC1616-MS01
16" X 16" Peg Style




Puppies and Balls
Model: APC1616-PB01
16" X 16" Peg Style

Time

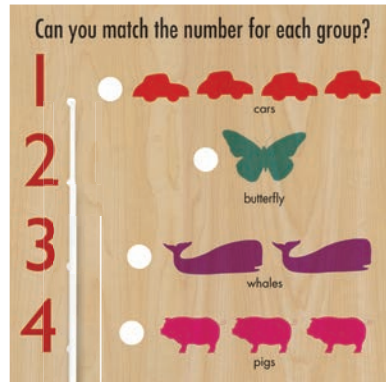


Day and Night
Model: APC1616-DN01
16" X 16" Flat Style



Sky Shapes
Model: APC1616-SS01
16" X 16" Peg Style

Mathematical Literacy



Counting 1 - 4
Model: APC1616-CT01
16" X 16" Peg Style



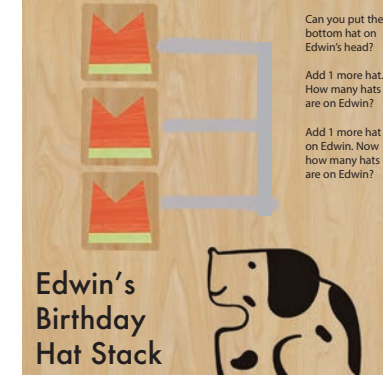
Swimming Dogs!
Model: APC1616-SD01
16" X 16" Sliding Style




Collecting Seashells
Model: APC1616-CS01
16" X 16" Peg Style



How to Make a Cake
Model: APC1616-CK01
16" X 16" Sliding Style



Edwin's Hat Stack
Model: APC1616-EH01
16" X 16" Slider Style




The Lookout
Model: APC1616-LO01
16" X 16" Sliding Style


Transportation



Transportation
Model: APC1616-TP01
16" X 16" Peg Style



Car Goes Up and Down
Model: APC1616-CG01
16" X 16" Sliding Style



Neighborhood
Model: APC1616-NB01
16" X 16" Flat Style



Walk the Dog
Model: APC1616-RW01
16" X 16" Sliding Style



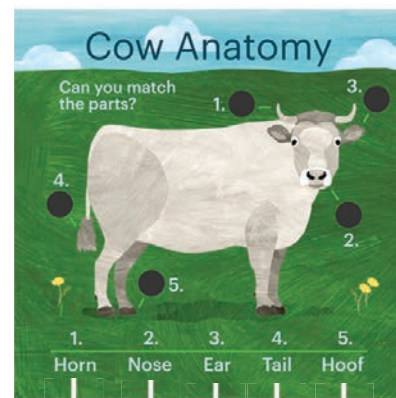
Where Do I Live?
Model: APC1616-WD01
16" X 16" Peg Style



A Walk Home from School
Model: APC1616-AW01
16" X 16" Sliding Style



H for Horse
Model: APC1616-HH01
16" X 16" Slider Style



Cow Anatomy
Model: APC1616-CA01
16" X 16" Peg Style



Food Groups
Model: APC1616-FP01
16" X 16" Peg Style




Chicken and Eggs
Model: APC1616-CE01
16" X 16" Peg Style




Watering Cans
Model: APC1616-WC01
16" X 16" Flat Style



The Garden
Model: APC1616-GD01
16" X 16" Flat Style




What Am I? Fruit or Vegetable-1
Model: APC1616-FG01
16" X 16" Peg Style



What Am I? Fruit or Vegetable-2
Model: APC1616-FW01
16" X 16" Sliding Style



Tractor Plowing
Model: APC1616-PW01
16" X 16" Sliding Style



Three Flowers
Model: APC1616-CF01
16" X 16" Peg Style

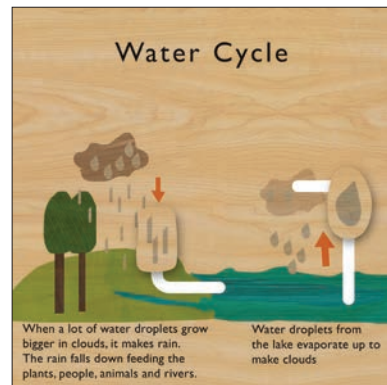


Gardening Tool - Watering Can
Model: APC1616-GT01
16" X 16" Flat Style

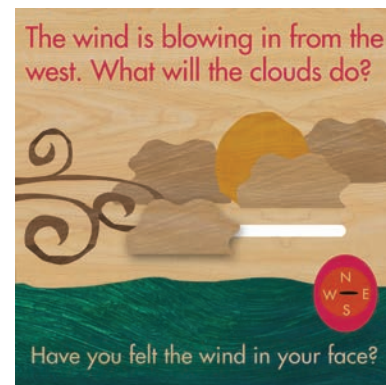


The Flowers
Model: APC1616-FL01
16" X 16" Flat Style


Weather



Water Cycle
Model: APC1616-WY01
16" X 16" Slider Style




The Wind Blows Over a Lake
Model: APC1616-WL01
16" X 16" Sliding Style




The Puddle Hop
Model: APC1616-PH01
16" X 16" Sliding Style



Weather Vane Study
Model: APC1616-WE01
16" X 16" Peg Style



Cloud Shapes
Model: APC1616-CL01
16" X 16" Flat Style



Rain or Shine
Model: APC1616-RS01
16" X 16" Sliding Style

Hinged Door Style




Hinged Door Farm Animals - pictured right is what the child sees when he/she opens the door.
Cow-Hen-Peg-Sheep
Model: APC1616-CH01
16" x 16" Hinged Door Style




Hinged Door Mode of Transportation - pictured right is what the child sees when he/she opens the door
Car-Bus-Train-Helicopter
Model: APC1616-MT01
16" x 16" Hinged Door Style



Guess the Creature No. 1 - pictured right is what the child sees when he/she opens the door
Model: APC1616-GC01
16" x 16" Hinged Door Style



Guess the Sea Creature - pictured right is what the child sees when he/she opens the door
Model: APC1616-SC01
16" x 16" Hinged Door Style



Learning Panel Cart

This handy cart was designed for transporting and storing Learning Panels. Lined with felt in just the right places, protects the panels during transport.

Holds up to seven Learning Panels.

Dimensions: 17.75" W x 23.75" D x 21" H



Mounting Panels for the Learning Panel

Mounting panels are sold separately from the Learning Panel. Mounting Panels are 3/4" thick and can hold 1 to 5 Learning Panels, or up to 95.5" in length and can get tight joint fastened for longer runs.

Mounting Panels come with predetermined pilot holes machined to accept Learning Panel clips.

Laminate Mounting Panel - Colored laminate on the front with phenolic backer on the back. Edge is Exposed ply.

Wood Mounting Panel - .75" Baltic Birch with exposed plywood edge.

Mounting panels are generally field drilled and mounted to a wall using wall fasteners such as long screws into the wall stud, drywall toggles for drywall or cement inserts for cement walls. The position of the holes for the anchors are dependent on the installer and the type of wall the panel is mounted to. Learning Panels are then attached to the mounting panel by slipping them onto 2 clips included.

NOTE: Learning Panels can not be installed directly onto drywall, plaster or concrete walls without the Mounting Panel accessory.



Single mount 20" x 20"



Mounts for multiple panels are also available.

Recommended heights for mounting Learning Panels

Standard universal heights we suggest 31" from the floor to the top of the Learning Panel. For baby or really small children 24" from the floor to the top of the Learning Panel.

We also recommend ample spacing 2.5"- 3" between Learning Panels panels for ease of use.



Case Studies

Our services range from standard, transactional orders to full space design, incorporating our standard offerings to fully custom.

Libraries, represent the civic pride of the communities that support them and which they serve. Like libraries, TMCkids also understands and respects the importance of community and individuality. When we are asked to design an early learning space, we begin by listening and absorbing the uniqueness and sense of place from the library, its citizens, architects and designers. We believe that in any space we help create, there should be a relevance to the children in their community to give them a perfect place to start their imaginative journey to curiosity and literacy. **Here are a few examples of our early learning spaces.**

Case Study Cecil County Public Library | North East Branch Library — Our Town Early Literacy Center



Case Study Cecil County Public Library | North East Branch Library — Our Town Early Literacy Center

Using the town for inspiration



Each area will have 360° of activity

1. The HOUSE
2. The CIVIC BUILDING
3. The BAY, LIGHTHOUSE + BABY GARDEN
4. The WORKSHOP



House and Bakery and Market



Theater and Bank



Workshop



Chesapeake Bay and nature study

An exciting early learning experience that begins with a sense of place... Our Town. Intentionally designed for children, birth through age 5, to explore, interact, and play with their parents, caregivers, family and friends. A place designed to be dynamic and flexible. Whether baking a cake, building a boat, or putting on a show...the possibilities will be endless. Walk with us through Our Town Early Literacy Center and see the vision of bringing community, children, and families together to sow the seeds for creating life-long learners.



Baby Garden


Case Study Billie Jean King Public Library — Long Beach, California



Pictured here is a project we designed and fabricated for the Billie Jean King Public Library in Long Beach, California. The library wanted an early learning space that was inspired by the ocean—an integral part of their community. We created the artistic and early literacy content in the entire children's space to encourage learning and exploration of creatures that live along the coast, continental shelf and in the ocean. Also included was a submarine with a steering wheel to ride the deep sea and a sailboat for imaginary voyages. A flock of large seagulls fly overhead, heading towards the LearnPLAY area. For full room cohesiveness, our tables, chairs, soft seating and custom sail tables for computers are integral to the children's space.

Case Study Pioneer Library System — Norman, Oklahoma

Norman East



Norman Central




Pictured are two projects for the Pioneer Library System. Norman East wanted a nature-focused space while Central requested our Kitchen and DUPLO® and Magnetic Block Walls.

Case Study Olathe Public Library — Indian Creek Branch — Olathe, Kansas

Our initial meeting with the library director and staff included a presentation they prepared for us on what makes Indian Creek and Olathe unique and other ideas. There was interest in the historical aspect of Olathe, serving as a stop on the Oregon Trail, the California Trail and the Santa Fe Trail. Olathe was also famous for the Hoyer Cowboy boots. An old farm Mahaffie Stagecoach Stop and Farm Historic Site was another familiar landmark in the town.

The library was also interested in a fairytale theme with a castle as a familiar motif in children's stories. Pictured are rough concept sketches and how we interpreted and collaborated from sketch to renderings to the final space.



Case Study Prince William County Public Library — Montclair Community Branch — Montclair, Virginia

Inspired by the library's architectural peaks, a tree was designed with linear branches, mirroring the ceiling pitches, to offer a perfect anchor and focal point to designate the children's area and information desk. The tree was constructed in solid maple with leaves finished in muted Spruce and brightly colored animal and bird flourishes. Sophisticated in design, that appeals both to child and adult.



Case Stud. Prince William County Public Library — Montclair Community Branch — Montclair, Virginia

The Early Learning Space includes our Learning Panels mounted at varying heights on the curved wall of the story room. The library wanted to incorporate a book and poster display onto this curved wall as well. They asked us to incorporate display shelves behind the appliqué as pictured. Our engineers created a unique system to mount all of these flat appliqué and bookshelves onto the curved wall. A Sailboat was added for PLAY with a rudder that moves. Colorful butterfly, dragonfly, bird and bee appliqué were added for color and visual interest on a curved white band.



The Library also specified our children's furniture using standard cut-out designs from our Design Portfolio: fish, turtle and dragonfly motifs on chairs, Working Habitat Table as well as the children's service desk.



A tall, articulate hallway defines the entrance to the Children's area—a perfect space for a wooded canopy to evoke a walk in the woods. To create a sense of depth, thirteen-foot trees with a flurry of branches and leaves arched over the pathway below. On one side of the path through the entryway, an ImPrinted wall mural incorporates the beautiful illustration by Phyllis L. Tildes from her book *Eye Guess*. Rich and atmospheric, the illustration contains many animals for children to find as they move along the trail. Interactive elements, such as prompts like “Can You Find Me?” plaques, provide a starting point for a child's exploration. The other side of the entryway features a glass wall with contrasting wood trees to create the canopy. Large geese mobiles fly through the space for an enchanted way-finding component, leading patrons into the Children's and Teen areas as well as into the Early Literacy Learning Space.



Pictured is a modified Tree Learning Corner with meandering background panels anchored by trees. A fox, squirrel and animal tracks from our Portfolio create a more woods-like space and add visual and verbal content. The Learning Panels are easy to change, adding a dynamic component to the Learning Space. Pictured are custom learning Panels we developed using Phyllis L. Tildes illustrations. Also pictured TMCkids Plover Chairs with Plover Table and Plover Stools.



The Lane Library is located in Oxford, Ohio. The library wanted to create an Early Learning Space that celebrated the uniqueness of this special community, capturing endearing designs from the architecture of the downtown buildings, Miami University's classic brick architecture and the beautiful surrounding farms. The library director took pictures of the town for inspiration and authenticity. From these pictures, the TMCkids' design team incorporated the town's building styles and colors to add a custom feel to our LearnPLAY structures. Interestingly shaped windows were framed with wood



trim accents; architectural moldings on the facades added contrast and dimension. The director requested we incorporate the Farmer's Market, as it is a popular venue in the town. Along with this broad, conceptual assignment, we were given a plan view of the space from the architect. We "went to town" so to speak and began designing and laying out the vignette flow. As one enters the Lane Library Early Learning Space, they are greeted by the familiar sights of the town's large clock and Farmer's Market.

The Town Buildings

Pictured above are the town buildings in muted colors and architectural trim elements common in the town of Oxford. Here we also added flourishes to spark conversation: a bird in a bird's nest perched on a windowsill and a little brown dog. The Learning Panels are easy to switch out for new discovery related to many subject matters, so there can always be a fresh look when patrons visit the library.

We decided to build a bell tower based on the venerable and traditional architecture at Miami University. We custom matched Miami University's brick color and to emulate

the patina copper roof, we chose our standard Barracuda Blue finish. An enchanting anchor which provides a transition between the town, university and the farming area, we transformed an existing steel pillar into a tree with wood panels clad to its sides. The four branches extend out to support a canopy of leaf foliage with CutThru leaf shapes.

The Farming Area

Farming, is another important part of the Oxford community. The Potting Shed with Chicken Coop and Workshelves, Tractor and Planting Box was a perfect fit. Boxes were added throughout the space for book and puppet storage.



Gainesville, Virginia, a place of beautiful rolling countryside, dotted with barns, horses and farmland. The library wanted to capture this in their Early Learning Area. A Barn Sensory Wall with a dramatic silhouetted horse, chickens and a little owl perched in the hay loft was specifically designed for Gainesville. The Barn is a place where sensory and surprise were captured, a very important component in Early Learning development. We added Sunflower mirrors, hinged door style Learning Panels and colorful textured tulips. The Sunflower Learning Corner offers a bright and towering element in the space adding a place to sit and read a book or play with the Learning Panels. The Tractor and Hay Wagon were added PLAY items too. Standard TMCKids Lottie Chairs and Plover Tables with beautifully appointed color adds sophistication and functionality for reading, doing puzzles or games in this enchanting space.

Pictured are details of the Barn Sensory Wall. Sunflower mirrors and our hinged door panels with song and poems were added for more fun and literacy emphasis. At right a custom Farm Stand Learning Panel for more interactive and discussion about fruits and vegetables.

At right, is a service desk with TMC's Landscape Series: Countryside pattern. The color and craft fit effortlessly into the space, adding whimsical sophistication that both child and adult can appreciate. Our standard furniture portfolio and custom production capabilities offer continuity that can span not only for LearnPLAY, but other areas in the library.



Case Study Cuyahoga County Public Library — Brook Park Branch Library, Brook Park, Ohio




Brook Park is home to a Ford Engine Plant built in the 1950s. The plant is an important part of this community. Many citizens in Brook Park work at the plant. They take pride in what they do. The deputy director Tracy Strobel commissioned us to make a car with an engine for their children's room. This was quite a project to develop and build an interactive engine. It helped to have gear-heads on our engineering team as well as many of our factory workers. The engine is made of wood and fits together like a giant puzzle to allow children to understand the basic mechanics of the engine—spark plugs, pistons, intake manifolds all can be taken apart and put back together. Another design element we thought important was the act of climbing into the car. We really think that made it a very special place to sit. It takes us back to climbing a tree or fort. The car has a bench seat, two steering wheels, a dashboard, reflective side view mirror, acrylic windshield and a back trunk area for books and stuffed animal passengers. The bench seat offers a place for kids or a child and parent or caregiver.



Bench seats in the engine compartment were added for kids or a parent/caregiver to climb aboard and take the engine apart! We added a custom engine diagram so children knew the part names and schematic on how it goes back together.



For more Case Studies, please
visit our website: tmc furniture.com



When the voices of children are heard on the green
And laughing is heard on the hill,
My heart is at rest within my breast
And everything else is still.
“Then come home, my children, the sun is gone down
And the dews of night arise;
Come, come, leave off play, and let us away
Till the morning appears in the skies.”
“No, no, let us play, for it is yet day
And we cannot go to sleep;
Besides, in the sky the little birds fly
And the hills are all cover’d with sheep.”
“Well, well, go & play till the light fades away
And then go home to bed.”
The little ones leaped & shouted & laugh’d
And all the hills echoed.

William Blake

TMC LearnPLAY

119 East Ann Street

Ann Arbor, Michigan 48104

734-622-0080

tmcfurniture.com

©2024 TMC Furniture Inc.

Designs are sole property of TMC Furniture Inc.

THE MAKERS CREATIVE

